

# Rechargeable LED Headband with Motion Sensor









## 450 Lumens

**Part# RH-HB450R**

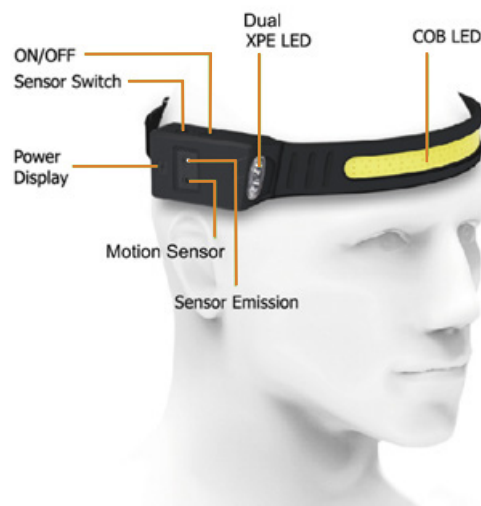
## Features:

- ▶ 3 Mode Switch: COB LED high/ COB LED low/ Dual XPE on
- ▶ Type C charging port, USB Type C Cable included
- ▶ Motion sensor function: Operate with the wave of your hand, can be turned on or off
- ▶ Memory function: Remembers which mode is running during use
  - Will automatically resume last mode headband was in after turned off
- ▶ LED indicator charging status: Red – charging, Green – fully charged
- ▶ Elastic headband: Allows headband to be worn on all hardhat variations
- ▶ COB LED is used for wide field area illumination of 230°
- ▶ Side mounted Dual XPE LED is used for long distance illumination and directional light output
- ▶ Lightweight, comfortable design allows this to be worn on or off the hardhat
- ▶ Includes (2) Hard Hat Clips and (1) Velcro

## Specifications:

|          | <br>Brightness<br>Lumens | <br>Running<br>Time | <br>Charging<br>Time | <br>Weather<br>Resistant | <br>COB &<br>XPE LED | <br>Double Side<br>Lights | <br>Impact<br>Resistance | <br>Motion<br>Sensor |
|----------|---|--|---|---|---|--|---|---|
| COB high | 450 lm  | 3 h  |   |   |   |  |   |   |
| COB low  | 150 lm  | 5 h  | 3 h   | IPX4  | ✓   | ✓  | ✓   | ✓   |
| XPE      | 200 lm  | 4 h  |   |   |   |  |   |   |

|              |                                    |
|--------------|------------------------------------|
| Material     | Silica Gel                         |
| Battery Type | 1200mah Lithium battery (included) |
| LED          | 2pcs XPE LED + COB LED             |
| Size         | 13" x 0.9" x 1.5"                  |
| Weight       | 0.17 lb (batteries included)       |



***Railhead***  
CORPORATION

**Railhead Corp.**  
224 Shore Court, Burr Ridge, IL 60527  
800-235-1782 708-844-5500  
[www.railheadcorp.com](http://www.railheadcorp.com)