

Dual Beam Industrial Headlamp with Smart Switch

600 Lumens

Part# RH-HL475

Features:

- ▶ **Dual Beam** with SPOT & WIDE reflector deliver outstanding light performance for various environments
- ▶ **Smooth Dimmer** offers a flexible setup between high brightness and extended runtime from HIGH to LOW power
- ▶ **Safety Keylock** button switch lock prevents accidental power loss during storage and traveling



Specifications:

BATTERY:	1.5V AAA Alkaline battery x 3 (not included)
LIGHT SOURCE:	High Power (Cool-White) x 2
SIZE:	2.3" x 1.8" x 1.4"
WEIGHT:	.094 lb. (without head strap and battery)
BUTTON SWITCH:	Electronic button switch
ACCESSORIES:	Single main elastic headband with reflective material, hard hat clips, velcro
WATER-RESISTANT:	IPX4 rated
DROP TESTED:	3.2 ft








Railhead Corp.
224 Shore Court, Burr Ridge, IL 60527
800-235-1782 708-844-5500
www.railheadcorp.com

Dual Beam Industrial Headlamp with Smart Switch

600 Lumens

Part# RH-HL475

LIGHTING MODE: (3) AAA				3.2 ft 	
SPOT HIGH	475 lm	2.75 h	528 ft		
SPOT LOW	32 lm	29 h	140 ft		
FLOOD HIGH	385 lm	2.75 h	216 ft	3.2 ft	IPX4
FLOOD LOW	27 lm	29 h	29.5 ft		
COMBO HIGH	600 lm	2.25 h	436 ft		
COMBO LOW	35 lm	24 h	125 ft		

Operations:

- 1) Short Press → High Power SPOT > High Power FLOOD > High Power ALL > OFF
- 2) Dimming → Hold Power button while on to control brightness level 100% - 5%
- 3) "Keylock": Long press any button for 2 sec when Off


Kit Includes:



Hard Hat Clips (4 Pack)
(KE-HHC)



Adjustable Strap with 3M
Reflective Material
(HL-Strap)



Industrial Grade Velcro
(for direct mount to helmet)



Railhead
GEAR

Railhead Corp.
224 Shore Court, Burr Ridge, IL 60527
800-235-1782 708-844-5500
www.railheadcorp.com